


Wall-mounted Longlight 5 - 40°

Wall-mounted longlights are bands of VELUX modular skylights mounted against a vertical wall. As the skylight modules are supplied with installation brackets and clamps, a fast and secure installation is guaranteed. The flashing allows for configurations with a pitch of 5° to 40°.

Wall-mounted longlights are mounted on a standard steel profile of 100 mm width at the wall. At the bottom, you can choose to mount the skylights on either a steel profile using the clamping system or directly onto a wooden batten without using the clamps. The steel profiles and wooden battens are not VELUX components.



Download
CAD & BIM
Objects

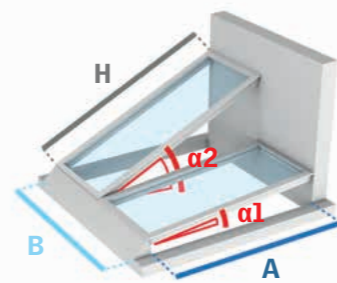


Sub-construction for wall-mounted longlight at velux.co.uk/modularskylights

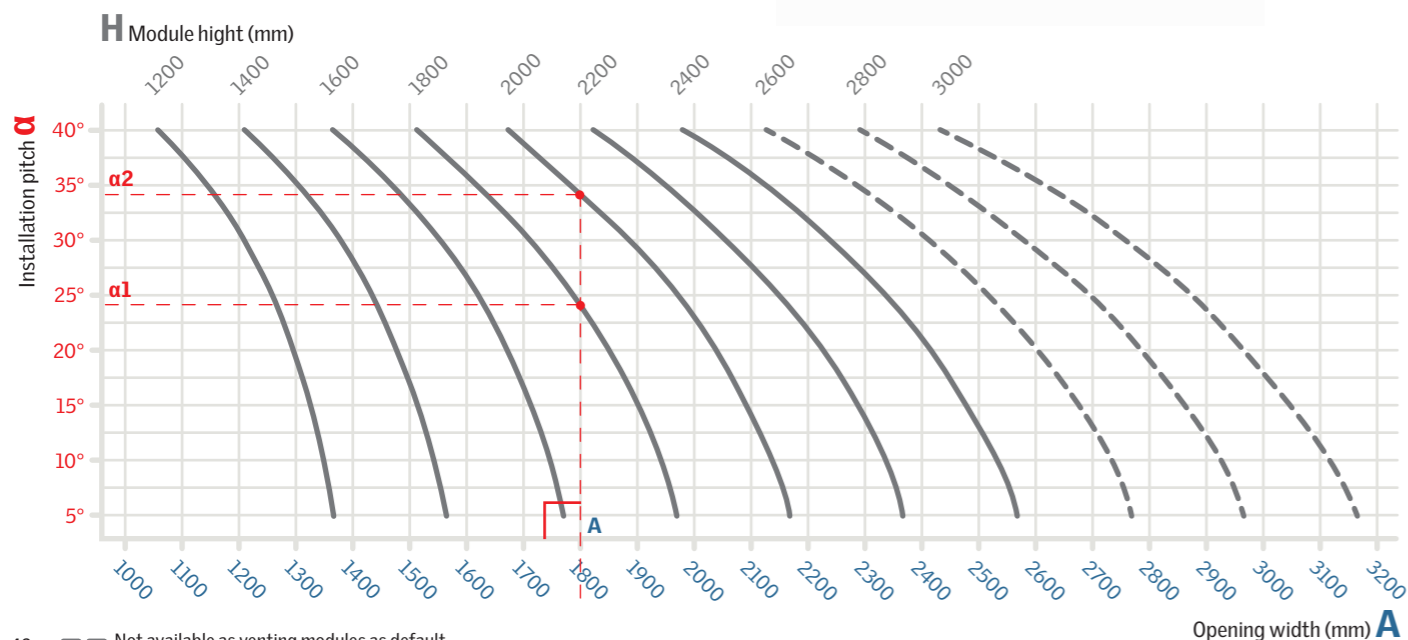
Use the table to define module height (H) and/or installation pitch (α).

Example:
A = 1800 mm

Result:
 $\alpha 1$: H = 1800 mm at installation pitch of 24°
or
 $\alpha 2$: H = 2000 mm at installation pitch of 34°



H: Module height
 α : Installation pitch
A: Opening width
B: Opening length



42 — Not available as venting modules as default. Measurements in the above example are guidelines only. Exact numbers will be supplied by your VELUX sales company.

Sectional Drawings

