



Design

Size grid

 Standard size.


 Special sizes, functional limitations may apply.

Fixed modules




mm	675	750	800	900	1000
800					
1000					
1200					
1400					
1600					
1800					
2000					
2200					
2400					
2600	**	**		*	*
2800	**	**		*	*
3000	**	**			*

Comfort ventilation



mm	675	750	800	900	1000
800					
1000					
1200					
1400					
1600					
1800					
2000					
2200					
2400					

Smoke ventilation



mm	675	750	800	900	1000
800					
1000					
1200					
1400					
1600					
1800					
2000					
2200					
2400					

Please refer to our Technical Handbook for size specific load capabilities.

If roller blinds are requested for smoke venting modules, please refer to local fire authorities for permission.



Due to building legislation, solutions containing venting modules must NOT be installed below 2.5 meter above floor level.

* Modules for longlight and northlight, with extra strong glazing unit.

** No roller blinds available.

How to measure the modules

Width and height of the modules are determined by the exterior W and H dimensions of the frame – not the measurements of the cladding, flashing or brackets.



Roller blinds

The integrated roller blinds fits perfectly into the window opening, creating a seamless connection between sash and cloth. Roller blinds should be included in the module order, in which case they are built to fit.



Sunscreening

Fire resistant

