

Materials

The main structural profiles of VELUX modular skylights consist of a pultruded composite material, containing approximately 80% fibreglass and 20% two-component polyurethane resin. The interior surface is treated with a white polyurethane paint.

The skylight modules are fitted with a low-energy double/triple glazed unit. All glazing units consist of a chromatic warm edge spacer and they are produced with warm edge technology to minimise the risk of condensation at the pane edges.


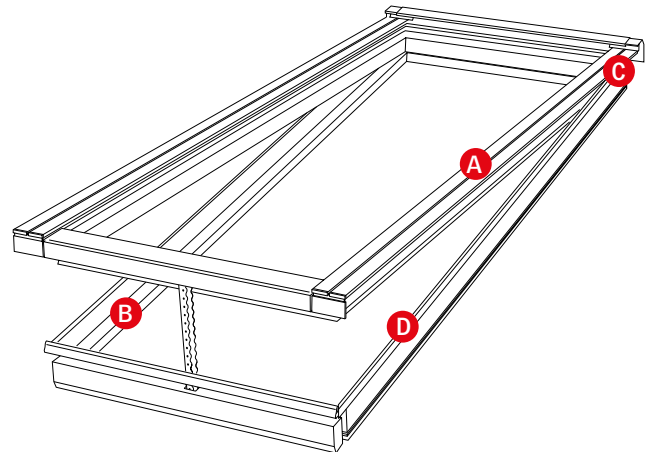
Gaskets are made of EPDM rubber and ABS plastic. The mounting brackets are made of galvanized steel with chrome III coating, which under normal conditions will prevent corrosion during the entire lifespan of the skylight. All exterior surfaces are aluminium, treated with a scratch resistant powder coating.

Maintenance and Cleaning Guide

External Maintenance and Cleaning

- A** Aluminium surfaces and panes can be cleaned with water and ordinary household non-abrasive and non-corrosive detergents.
- B** Polyurethane surfaces are maintenance free, but can also be cleaned using ordinary household non-abrasive and non-corrosive detergents.
- C** Hinges and brackets are maintenance free.
- D** Gaskets can be replaced.

We recommend cleaning the skylights at least 1-2 times a year depending on the installation setting.

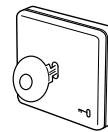


Cleaning of and around the skylights

The flashing and panes should be cleaned of leaves and such, since they might prevent the skylight from closing. Besides it is important to be certain that rain and melting snow can be led away from the modular skylights. To allow free passage, it is important to remove snow, ice, and leaves etc. from the flashing.

Safety at maintenance

During polishing/servicing of the modular skylights the power must be switched off in such a way that it cannot be switched on by accident. One way of doing this is to install a key switch which will allow the service technician to temporarily disconnect the power to the skylights.




As for any other building component safety precautions while working around the VELUX modular skylights is subject to any current Working Environment Act.


Please note that standing on the skylights is strictly forbidden.

Function test

It is recommended to carry out a function test of the skylights at least once a year and to make sure that they open correctly.



Internal Maintenance and Cleaning



VELUX modular skylights can be used in most buildings. However, it is important to note that in areas of high humidity condensation may occur.

Condensation occurs naturally when there is high humidity in a building, if there is a great difference between indoor and outdoor temperatures, or if humidity and temperature differences occur over a longer period of time. Condensation can form on the window pane and bottom of the frame and if it builds up, can sometimes drip down from the modular skylight. The modular skylight will not be damaged by condensation.

The relative humidity of the room and also the risk of condensation can be reduced by regular ventilation, either by opening doors or windows, or by mechanical ventilation.

Another option is to place heat sources near the modules. The heat source creates air circulation in the room and raises the surface temperature of the modular skylight. The higher surface temperature decreases the risk of condensation.

Besides being aware of the above, the risk of condensation can also be decreased by choosing a pane with good insulation properties. A better insulated pane will have a higher inside surface temperature, which will minimise the risk of the warm, humid air condensing on the inside.

When condensation occurs on the modular skylight it can be removed with a soft, clean, lint-free cloth/chamois leather/non-abrasive sponge or a clean, non-metal window squeegee.